




Eden Class Home Learning Tasks

Email will be the only form of two-way communication at the moment. If you have any urgent queries please contact your child's teacher during school hours (8.45-3.10 Mon-Fri) ahayes@nanpean.cornwall.sch.uk and they will respond to you as soon as they can. If your class teacher is unavailable, they will have an automated response to your email and you will then be able to contact Mr Nicholls or Miss Morton instead: head@nanpean.cornwall.sch.uk and cmorton@nanpean.cornwall.sch.uk

Our topic for this half term is 'Ocean Treasures.' The next story we will be exploring is 'Smiley Shark.' The following challenges have been designed to be as practical as possible using resources you may already have in your home. Please upload a picture or video to Tapestry as you complete each task.

Communication and Language	Physical Development	Personal, Social and Emotional Development	Reading
<p>Listen to the story 'Smiley shark', by Ruth Galloway. https://www.youtube.com/watch?v=ZaU7r2RDf0M</p> <p>Talk about what happened in the story.</p>	<p>If possible, go for a walk on the beach. There are so many opportunities for developing physical development here! Here are some ideas.</p> <ul style="list-style-type: none"> • Collect shells • Go paddling • Make a mermaid • Build sandcastles • Explore a rock pool • Make footprints • Hunt for footprints • Write your name in the sand 	<p>Talk about keeping safe on the beach. Can you find out what the different lifeguard flags mean?</p>	<p>Listen to your child read using the free books on Oxford Owl!</p> 
<p>Make a treasure box and put some things inside it which are special to you. Talk about what you have chosen and why they are special to you.</p>		<p>Talk about ocean pollution. What could you do to help?</p>	<p>Try to access Ruth Miskin Training on YouTube to take part in an online phonics lesson (Set 1 and Set 2 Sounds)</p> <p>The films are only available at the following times: Set 1 Sounds at 9.30 Set 2 Sounds at 10.00</p>
Mathematics	The World	Creative	Literacy
<p>Use the daily maths activities based on story books from White Rose Hub!</p> 	<p>Explore an ocean habitat.</p> <p>https://www.bbc.co.uk/bitesize/topics/zx882hv/articles/zsfkd2p</p>	<p>Make a giant picture on the beach.</p> 	<p>Choose some of your favourite sea creatures. Write some sentences about them using your action words, e.g, it is a I can see a I like.....</p>

In Maths we are learning to double, halve and share. Your child should learn that double means 'twice as many'. They should be given lots of opportunities to build doubles using real objects. Encourage your child to say the doubles as they build them, e.g. double 2 is 4. A simple way to practise doubling is to draw out a ladybird and put the same amount of objects on each wing, You can use buttons, pebbles, even cherios!



Children will halve quantities by sharing items into 2 equal groups. Your child will probably already have some experience of sharing and will be quick to point out when groups are not shared fairly! This distinction of fair and unfair sharing can be used to emphasise the idea of half as being one of two equal parts.

Once children can confidently halve small quantities, they can explore sharing between 3 or 4 people. They will notice that sometimes there are items left over and may come up with their own suggestions for how to resolve this. A perfect way to practise is to set up a teddy bears picnic with 2 teddy bears, 2 plates and small even quantities of food items to share between the plates.



Make an ocean picture on Purple Mash.

Use an old cardboard box to make a fish tank.



Learn some Super Power Words with Mr Mc



Supporting websites:

www.phonicsplay.co.uk

<https://topmarks.co.uk>

<https://www.purplemash.com/sch/nanpean> A copy of your child's login details were sent in their home learning book.

https://www.youtube.com/channel/UCo7fbLgY2oA_cFCIg9GdxtQ for Read, Write Inc lessons.

<https://whiterosemaths.com/homelearning/early-years/> for online Maths lessons.

To access free resources on Twinkl, go to <https://www.twinkl.co.uk/offer> and use the code CVDTWINKLHELPS

<https://nrich.maths.org/12746>

<https://www.bbc.co.uk/iplayer/episode/b08q4jqk/numberblocks-series-2-double-trouble>