

Year 4 Home Learning Tasks: Sheet 7

KEEP IN TOUCH!



jjago@nanpean.cornwall.sch.uk

Email or Class Dojo
Monday to Friday
between 08:45 and 15:10



ONLINE RESOURCES



Thank you so much for helping to decide what direction this home learning sheet should go in. I read the responses from everyone that completed the survey and... (drum roll) ...the most popular idea was: *magic!*



I hope you enjoy the magic themed ideas in this two week topic sheet. I'm always pleased to hear ideas, so don't be afraid to drop me a message, if you want to.

Remember to stick with whatever system for home learning is working for you and your family. If you did need a reminder, then here's the previously suggested guidance on timings for anyone that would like to work to this pattern with roughly 30 minute blocks for each area of learning:



9am	9:30am	10am		11am	11:30am		1pm		More?
 Get ready to learn!	Reading Comp 	E N G L I S H	BREAK	M A T H S	Reading Accelerated Reader AR Quiz if you can	LUNCH	Topic Select from the grid	FRESH AIR OR FREE CHOICE GET outside AND play!	Class Dojo Profile Uploads

New Topic Alert!

Magic

Welcome to your new topic!

Go and get yourself warmed up. You have the choice of sticking with Joe Wicks (*just on Mondays, Wednesdays and Saturdays now*), trying Cosmic Yoga or...do you remember Go Noodle? (<https://www.gonoodle.com/>) Whatever you decide, spend roughly 30 minutes getting yourself reading for the day ahead.



READING

Reading Comprehension will be questions about a piece of text.



AR reading is a chance to read your own choice of book and quiz if you can.

Find a Quiz

ENGLISH

We'll be practising our writing skills using the theme of dragons or by



focusing on one skill area, like building sentences or spelling.

MATHS



We're going to continue with a mix of arithmetic questions on the four operations (add, subtract, multiply and divide), but there are also some other activities you can try too.

TOPIC

Pick from the grid of activities, but treat these as optional extras and balance time spent working with time outdoors.



Magic Week 1

READING COMPREHENSION

THE MAGIC OF CHANCE!

Welcome to the text selector! If you click on the pictures on the next page, then they take you to a poetry reading. There are six different poems. Roll a dice to find out which one you will start with. If you roll the same number, then try again until you get a new poem to explore for the day. Use these same questions each day and answer them for the poem you roll. I hope you enjoy the magic of luck and chance....

Daily Questions

- (1) Explain the main theme or message from the poem, if you think it has one.
- (2) Find adjectives in the poem. Write down three that you feel are the best.
- (3) Look at your list of adjectives in question 2. Now write down three new words that match in meaning.
- (4) Create a different title for the poem.
- (5) Pick your favourite short quote and write it down.

Vocabulary
Infer
Predict
Explain
Retrieve
Summarise



Work your way through the questions at your own pace or follow the date titles and stick to a target of between 3 and 5 questions per day. Once you're set up with all the equipment you need, try to be as independent as you can.

Remember to click on the poet pictures to hear them read you the poem.

POEM NUMBER ONE

The Magic Box

by Kit Wright



I will put in the box
the swish of a silk sari on a summer night,
fire from the nostrils of a Chinese dragon,
the tip of a tongue touching a tooth.

I will put in the box
a snowman with a rumbling belly
a sip of the bluest water from Lake Lucerene,
a leaping spark from an electric fish.

I will put into the box
three violet wishes spoken in Gujarati,
the last joke of an ancient uncle,
and the first smile of a baby.


I will put into the box
a fifth season and a black sun,
a cowboy on a broomstick
and a witch on a white horse.

My box is fashioned from ice and gold and steel,
with stars on the lid and secrets in the corners.

Its hinges are the toe joints of dinosaurs.

I shall surf in my box
on the great high-rolling breakers of the wild Atlantic,
then wash ashore on a yellow beach
the colour of the sun.

POEM NUMBER TWO



The Sound Collector

by Roger McGough

A stranger called this morning
Dressed all in black and grey
Put every sound into a bag
And carried them away

The whistling of the kettle
The turning of the lock
The purring of the kitten
The ticking of the clock

The popping of the toaster
The crunching of the flakes
When you spread the marmalade
The scraping noise it makes

The hissing of the frying pan
The ticking of the grill
The bubbling of the bathtub
As it starts to fill

The drumming of the raindrops
On the windowpane
When you do the washing-up
The gurgle of the drain

The crying of the baby
The squeaking of the chair
The swishing of the curtain
The creaking of the stair

A stranger called this morning
He didn't leave his name
Left us only silence
Life will never be the same

POEM NUMBER THREE

Clever Trevor

by Benjamin Zephaniah



Oh no, bless my soul!
Clever Trevor scored a goal
So he runs up the pitch and wiggles his botty
He gets kissed by ten men all sweaty and snotty
He's waving his fist to the queen who just stares
The lad's going crazy but everyone cheers

Now, whacha doing?
He's chewing the cud
Now, whacha doing?
He's rolling in mud
Now, he is crying
I think he's in pain
Now what's he doing?
He's smiling again

Oh no, bless my soul!
Clever Trevor scored a goal
He's doing gymnastics
He's doing some mime
He's kissing the ground for a very long time
He's now on his back with his feet in the air
And he's gone all religious and stopped for a prayer
Did he pray for the sick?
Did he pray for the poor?
No he prayed for the ball
And he prayed to score
No-one, but no-one can restart the game
Until Trevor has had his moment of fame

Oh no, bless my soul!
Clever Trevor scored a goal
He kicked the ball into the net
How much money will he get?

POEM NUMBER FOUR



The Dragon Who Ate Our School

by Nick Toczek

The day the dragon came to call, she ate the gate, the playground wall
And slate by slate, the roof and all, the staff room, gym and entrance hall
And ev'ry classroom big or small. So.....

She's undeniably great.

She's absolutely cool,

**The dragon who ate, the dragon who ate
The dragon who ate our school.**

Pupils panicked, teachers ran. She flew at them with wide wingspan.
She slew a few and then began to chew clean through the lollipop man,
Two parked cars and a transit van. Wow !

She's undeniably great.

She's absolutely cool,

**The dragon who ate, the dragon who ate
The dragon who ate our school.**

She bit off the head of the head.
She said she was sad he was dead !
He bled and he bled and he bled.

And as she fed, her chin went red and then she swallowed the cycle shed. Oh.....

She's undeniably great.

She's absolutely cool,

**The dragon who ate, the dragon who ate
The dragon who ate our school.**

It's thanks to her that we've been freed.
We needn't write, we needn't read.
Me and my mates are all agreed, we're very pleased with her indeed.
So clear the way, let her proceed. Cos....

She's undeniably great.

She's absolutely cool,

**The dragon who ate, the dragon who ate
The dragon who ate our school.**

*There was some stuff she couldn't eat.
A monster forced to face defeat,
She spat it out along the street the dinner ladies' veg and meat
And that pink muck that they serve for sweet. But..*

She's undeniably great.

She's absolutely cool,

**The dragon who ate, the dragon who ate
The dragon who ate our school.**

POEM NUMBER FIVE

Chocolate Cake

by Michael Rosen

(sample extract)



I love chocolate cake.
And when I was a boy
I love it even more.

Sometimes we used to have it for tea
and mum used to say,
"If there's any left over
you can have it to take to school
tomorrow to have at playtime."
And the next day I would take it to school
wrapped up in tin foil
open it up at playtime and sit in the
corner of the playground
eating it,
you know how the icing on top
is all shiny and it cracks as you
bite into it
and there's that other kind of icing in
the middle
and it sticks to your hands and you
can lick your fingers
and lick your lips
oh it's lovely.
yeah.

Anyway,
once we had this chocolate cake for tea
and later I went to bed
but while I was in bed
I found myself waking up licking my lips
and smiling.
I woke up proper.
" The chocolate cake "

POEM NUMBER SIX



Pinda Cake

by Valerie Bloom
(sample extracts only)

Pindaaa, pinda cake.
Pindaaa, pinda cake.
Geal and boiy may just done bake.
Come buy a lovely pinda cake.

The pinda cake lady coming to town,
With her basket and glass case she coming down.
She stopped by the school gate and set up her stall
And while she is set hear the old lady bawl.

Pindaaa, pinda cake.
Pindaaa, pinda cake.
Geal and boiy may just done bake.
Come buy a lovely pinda cake.

We all get around her,
And you can tell by the look at a cake and the spicy smell.
That they won't stain the glass case too long,
As we buy from the lady we join in a song.



OPTIONAL EXTRA POBBLE365 CHALLENGE

We will use a picture and this story starter from Pobble365 for these activities.

It must be magic...



Astrid held out her hands. She was alone in the forest, and an eerie silence surrounded her. All she could hear was the faint buzz, like a bee settling down on a flower, coming from the thing she held so protectively in front of her.

Her hands were suddenly filled with a comforting warmth, as a silvery light pulsed from the object. A tingle ran down Astrid's spine.

"It must be magic..." She muttered excitedly under her breath... "It must be!"

Pobble365: It must be magic...

Questions

You can look at the picture on screen by following this link to Pobble 365, but here are today's questions.



<https://www.pobble365.com/it-must-be-magic>

- 1) What is Astrid holding in her hands?
- 2) Is it really magic?
- 3) Suggest what could happen next?

CLASS STORY

Finished? Try some of our whole class shared book...


We can hardly think about magic without mentioning Harry Potter! Did you know that we've been enjoying 20 years of his magic? *Harry Potter and the Philosopher's Stone* was published on 26th June 1997.



You can enjoy the audible version of the book, or look for the chapters being read by some famous faces. Daniel Radcliffe, who played Harry Potter in the

films, begins with the first chapter here:

<https://www.wizardingworld.com/chapters/reading-the-boy-who-lived>



ENGLISH

The Magic Box is a poem by Kit Wright that you might have already read during week 1 reading comprehension activities. In this block of work, we're going to be writing our own versions of an extract from this poem. If you decide you want to challenge yourself, then you could use all of the verses. Mrs Jago has not done this in her example on the next page. It is much shorter.

This is a two week piece of work, so have listen to the original poem read by the author himself, then look at the way Mrs Jago has changed *The Magic Box*. Use both of these as examples to guide you. You can decide how much work you will complete each day.

Break the task up in to small chunks to help you achieve your final poetry masterpiece!



Poetry Reading

[Listen to the author read his poem.](#) Make this your introduction to the poem. Pay attention to how he uses his voice to softly pronounce the words. Remember this when you decide what ideas you are going to include in your version of The Magic Box.



ENGLISH: WHAT AM I BEING ASKED TO DO?

Look at the sections from the original poem on the left and check the yellow highlighted areas on Mrs Jago's poem. Mrs Jago keeps the same main parts of Kit Wright's poem.

1. Write out the first line, "I will put in the box.." and then begin a new poem line on a new line of your page. Decide which part of the description you will change.
2. Now write your new idea in the highlighted section. Work your way slowly through the poem. Try to change at least one idea from each section (*poem stanza*). Mrs Jago changed at least three descriptions.

The Magic Box

by Kit Wright

I will put in the box
the swish of a silk sari on a summer night,
fire from the nostrils of a Chinese dragon,
the tip of a tongue touching a tooth.

I will put into the box
three violet wishes spoken in Gujarati,
the last joke of an ancient uncle,
and the first smile of a baby.

My box is fashioned from ice and gold and
steel,
with stars on the lid and secrets in the
corners.

innovated by Mrs Jago

I will put in the box
the swish of a horse's tail on a summer night,
fire from the belly of an ancient dragon,
the tip of a finger touching smooth sand.

I will put into the box
three red whispers spoken from a rose,
the last joke of a smiling grandmother,
and the first wink of a playful toddler.

My box is fashioned from fire and diamonds
and ancient oak wood,
with historical language on the lid and
secrets in the corners.

EXTRA ENGLISH

Pobble 365

Finished? Practice some basic skills...

1. You could complete some of the other Pobble365 challenges for
the Dragonworld text: *Sentence Challenge* and *Sick Sentences*

<https://www.pobble365.com/it-must-be-magic>

2. Use your login for Spelling Shed to practice spellings.

<https://play.edshed.com/>



Magic Maths

We're going to stick to our arithmetic practice, but there are also some extra challenge ideas, if you want to have a try at those as well. You will also find the usual links to Maths Shed and Prodigy Maths. Enjoy!



MATHS







Use the symbols to guide you with your decisions about whether you should try to work the calculation out in your head (mentally) first or if you could be using written (workings) to find the answer.

KEY





 **Try mentally first**

 **Try a written method**





MONDAY 29TH JUNE 2020

 A	$842 + 100 =$	 B	$72 \times 6 =$
 C	$5712 \div 6 =$	 D	$4928 - 300 =$





TUESDAY 30TH JUNE 2020

 A	$2047 + 100 =$	 B	$19 \times 8 =$
 C	$3384 \div 4 =$	 D	$7848 - 40 =$





WEDNESDAY 1ST JULY 2020

 A	$8000 + 278 =$	 B	$4826 - 148 =$
 C	<p>$9482 \div 10 =$ (HINT: number shuffle!)</p> <p><u>Example</u> $245 \div 10 = 24.5$ <i>The digits have shuffled once. One zero in the 10 means one shuffle!</i></p>	 D	$87 \times 2 =$

THURSDAY 2ND JULY 2020

 A	$7742 \div 1 =$	 B	$8572 \times 4 =$
 C	$8492 + 527 =$	 D	$4829 - 129 =$

FRIDAY 26TH JUNE 2020

 A	$8249 \times 0 =$	 B	$7578 + 228 =$
 C	$\frac{1}{4} \text{ of } 48 =$	 D	$5000 - 99 =$

EXTRA MATHS

Finished? Practice some basic skills...

1. You could complete some of the challenges on Prodigy Maths.

<https://sso.prodigygame.com/game/start?rid=feb46a01-837f-42b6-89b9-adff63c3d4c0>

2. Use your login for Maths Shed for more practice.

<https://play.edshed.com/>





Magic



Here are a choice of topic ideas you could select from over the two weeks, but these are optional and designed to be something extra for anyone who would like more. Please remember to spend some time outside, if you can, because we know time in nature helps us to feel good and keep minds healthy.

20 Year Anniversary!

Have a good look around this **Harry Potter website**, you will be spoilt for choice on **activity ideas**. Everything from chapter readings, word searches and craft ideas. Enjoy!



Cornish Pixie Light Up Jar!

The Wizarding World Team have published instructions and templates to help you **make your own Cornish Pixie Light Up Jar!**



Magic Mimics!

Okay nature fans, here's one for you! Watch the amazing lyre bird and listen to Sir David Attenborough talk about how this bird can copy the sounds of other birds around it. At one point, you'll hear the bird mimic a car alarm!



Can you find any other animals in nature who copy? Maybe they camouflage to match the environment? **Make a list or go on a hunt to see what animals do to survive.** They might want to draw attention to themselves, like the lyre bird, or maybe they want to hide? I hope you enjoy searching them out. It would be interesting to find out more about the magic of nature in our local area.

The Magic of Voice!

You might spot a group of singers in the second week of Reading Comprehension and they have a pretty magical talent! Click on the picture to load another a cappella group and go on a trip through musical history.



Can you recreate a song and use your voice as an instrument? You might need some help from people in your household, or perhaps you'll just make something totally new. Load a video to Class Dojo if you want to share it.

Design Magic!

Watch this inspirational video about an 11 year old fashion designer!



Design an Outfit



Create an outfit (or outfits) using the theme of magic. It might be colourful, maybe it will be a mixture of soft or natural materials...the options are endless! There are templates in this pack, if you need them.

Taste Magic!

How many of you find that you have happy memories that come from cooking? Do you bake with family? I bet there are several recipes that you will discover have been handed down from generation to generation. It's a magical feeling to think that you might be eating a homemade food item that has been in your family for years! Why not write them down?

The plan is, if we all shared a family recipe, then we could put them all together to create a recipe book.



Imagine one recipe book filled with all those top tips buried in our own family history? What a magical book that would be! Ask family members and see how you get on.

If I had to pick, then it would be the recipe I used when I baked yeast buns with my Nan. I managed to find one online that we've copied down from a cookery blog: [Recipes From A Cornish Kitchen](#)



Create Your Own Trick!

Have you heard of a famous modern magician called Dynamo? In this clip, he is talking about a book he has written that teaches people how to perform magic tricks. Please don't think you need to buy his book! This activity is about challenging you to create your own magic trick! Or maybe you already know one that you'd like to share?

Pick between performing the trick and writing down instructions that teach someone else how to do your trick.




Sadly, poor Dynamo wasn't very lucky at school and he also talks about some less happy moments when people were unkind to him. The beautiful thing we can take from this is how he changes this experience into something positive.

There's a little bit of magic in that too!

Mystery Magic!

Ever noticed that some people are just quiz masters? They seem to have a magical gift of being able to answer any question! Why don't you have a look at some of the quizzes on [CBBC website](#)?

Can you create your own music quiz? Think carefully about who you are designing the quiz for. Good luck!




Test your knowledge of the world of music

The Magic of Practice!

Thinking of Mr Tonkin's Sports Challenge week, I thought you might be interested in a football theme...

Can you perform any tricks using sports equipment? It doesn't have to involve making things float, just something you've practiced and feel proud of.

Alternatively, learn something new that you've always wanted to. Perform it for family and video share through Class Dojo, if you can.





Summer Reading Challenge

The Summer Reading Challenge is also another optional activity that you could begin to get involved with. We'd love to hear about how you get on.

The Reading Agency and Libraries Present



SILLY SQUAD

Summer Reading Challenge 2020

sillysquad.org.uk



Magic Week 2

READING COMPREHENSION

We're going for something completely different for week 2 of our reading comprehension...music and song! For what is song, if it isn't a poem sung? Get ready for a whistle-stop tour through the world of music this week. Some songs you may have heard before; others might seem new to you and maybe not to adults in your life. New or known, we're going to examine some of the words and tactics an artist uses to create songs and lyrics.

Please remember, if you follow the YouTube links, then you should stick to the ones advised and make sure adults know what you are looking at. Follow the day-by-day question guide below or work through at your own pace.

Are you ready? Off we go...

MONDAY 6TH JULY 2020: The NeverEnding Story (1984)

Resource: video clip <https://youtu.be/lHytjEj7B9g>

Click on the picture below to load a video that shows you a mix of scenes from a 1984 film called The NeverEnding Story.



A narrative is a spoken or written account of events and this means we can have book narratives, but also film narratives!

Questions

1. What magic events do you notice? List one. For example, Mrs Jago noticed flying.
2. Now find an example of possible "real magic" – for example, Mrs Jago saw a rainbow and thinks this object might be associated with magic.
3. The video shows a big mix of events and characters. Predict what this story might be about!
4. Use the theme tune to decide what kind of film this will be. A romance? A sad tale? Adventure? A quest? Can you explain why you made your decision?

TUESDAY 7TH JULY 2020: Pitch Perfect Clip (2012)

Resource: video clip <https://youtu.be/oSsQsFS8Us0>

Click on the picture to load a video showing this groups of sings creating every sound you hear with only their voices – no instruments! Pretty magical, don't you think? This is known as a cappella.



Pitch Perfect: The Magic In Me

1. Why might the boys, who are singing, be dressed in the same way?
2. The line: "I've got the magic in me" - what does the singer mean by this? What is he magic?
3. The rapper uses a line, "*How about you, with the eyes?*" - who is he talking to? Surely, everyone has eyes?!

WEDNESDAY 8TH JULY 2020: **Magic** (1980)

Resource: video clip <https://youtu.be/DnkHf069fvA>

This comes from quite an old music video, but the message from the song is very important. The singer is talking about being believing in yourself and how you should not give up on your ambitions and dreams:

"...don't let your aim ever stray"

You might find her outfit quite inspirational, so if you decide to do the Design Magic challenge on the topic grid, then perhaps consider those accessories? Who doesn't love a headband?



Magic by
Olivia Newton-John

Come take my hand
You should know me
I've always been in your mind
You know that I'll be kind
I'll be guiding you

Building your dream
Has to start now
There's no other road to take
You won't make a mistake
I'll be guiding you

CHORUS

You have to believe we are magic

Nothing can stand in our way
You have to believe we are magic

Don't let your aim ever stray

And if all your hopes survive
Destiny will arrive
I'll bring all your dreams alive
For you
I'll bring all your dreams alive
For you

From where I stand
You are home free
The planets align so rare
There's promise in the air
And I'm guiding you

Through every turn I'll be near you
I'll come anytime you call
I'll catch you when you fall
I'll be guiding you

CHORUS x 2

1. What do you think the artist means by the line:

"You have to believe we are magic..." ?

Use evidence from the chorus to explain your answer, if you need to.

2. Quote search!

Mrs Jago found a quote about inspiring someone to believe in themselves:

"Don't let your aim ever stray..."

Look through the song lyrics, can you find two more quotes about self-belief?

3. Suggest who the singer might be singing to?

BONUS QUESTION

Think about people in your own life, who would you play this song to?

THURSDAY AND FRIDAY


We will use a picture and this story starter from Pobble365 for these activities.

THURSDAY 9TH JULY 2020

The Magic Tree

The tree was all that remained. A solitary figure, it stood there in defiance of the destruction surrounding it. The bark had begun to peel away, one piece at a time, joining the wreckage of other trees that lay scattered across the scorched earth.

This tree was different to the other trees. It contained magic. It contained hope...

Pobble365: The Magic Tree	Questions
<p>You can look at the picture on screen by following this link to Pobble 365, but here are today's questions.</p>  <p>https://www.pobble365.com/the-magic-tree</p>	<ol style="list-style-type: none">1) What do you think has caused the destruction all around the tree?2) Why has this one tree survived?3) If you walked through the portal, then what would happen to you? What would you see?

FRIDAY 10TH JULY 2020


Secret Magic

Bella had always been different from the other children at school. They looked at her strangely, and she would often hear them whispering about her when they thought she wasn't there. Sometimes they whispered about her even when they knew she was listening.

Every evening when Bella returned home, her real life began. The everyday worries of school and other children were banished from her mind. Bella had another life. A life that was secret. A life that was magical.

As she clambered over the rooftops, with her trusted and faithful companion, she could feel the magic coursing through her body. It warmed her, like the glowing embers of a comforting fire.

All of a sudden she felt alive. Tonight was going to be a night to remember...

Pobble365: Secret Magic	Questions
<p>You can look at the picture on screen by following this link to Pobble 365, but here are today's questions.</p>  <p>https://www.pobble365.com/secret-magic</p>	<ol style="list-style-type: none"> 1) What does companion mean? 2) Who is Bella's companion? 3) What are Bella's magical powers?

ENGLISH

In this block of work, we're writing our own versions of an extract from a poem called The Magic Box. If you decide you want to challenge yourself, then you could use all of the verses. Mrs Jago has not done this in her example. It is much shorter. Look back at the English task and remember to work at your own pace.

EXTRA ENGLISH



Finished? Practice some basic skills...

1. You could complete some of the other Pobble365 challenges for the A Dangerous Pet text: *Sentence Challenge* and *Sick Sentences*

<https://www.pobble365.com/the-magic-tree>

2. Use your login for Spelling Shed to practice spellings.

<https://play.edshed.com/>



MATHS







Use the symbols to guide you with your decisions about whether you should try to work the calculation out in your head (mentally) first or if you could be using written (workings) to find the answer.

KEY





 Try mentally first

 Try a written method





MONDAY 6TH JULY 2020

 A	$8596 + 100 =$	 B	$23 \times 9 =$
 C	$3333 \div 3 =$	 D	$5248 - 100 =$





TUESDAY 7TH JULY 2020

 A	$5742 + 200 =$	 B	$82 \times 6 =$
 C	$951 \div 3 =$	 D	$9538 - 30 =$





WEDNESDAY 8TH JULY 2020

 A	$4000 + 511 =$	 B	$8571 - 111 =$
 C	$8572 \div 100 =$ (HINT: number shuffle!) <u>Example</u> $245 \div 10 = 24.5$ <i>The digits have shuffled once. One zero in the 10 means one shuffle!</i>	 D	$64 \times 2 =$

THURSDAY 9TH JULY 2020

 A	$82 \div 1 =$	 B	$3457 \times 3 =$
 C	$8572 + 714 =$	 D	$148 - 8 =$

FRIDAY 10TH JULY 2020

 A	$9999 \times 0 =$	 B	$7824 + 195 =$
 C	$\frac{1}{4}$ of 496 =	 D	$9000 - 99 =$

EXTRA MATHS

Finished? Practice some basic skills...

1. You could complete some of the challenges on Prodigy Maths.

<https://sso.prodigygame.com/game/start?rid=feb46a01-837f-42b6-89b9-adff63c3d4c0>

2. Use your login for Maths Shed for more practice.

<https://play.edshed.com/>



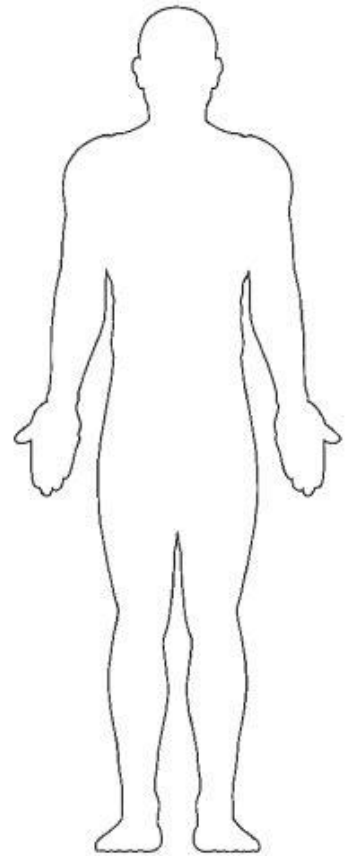
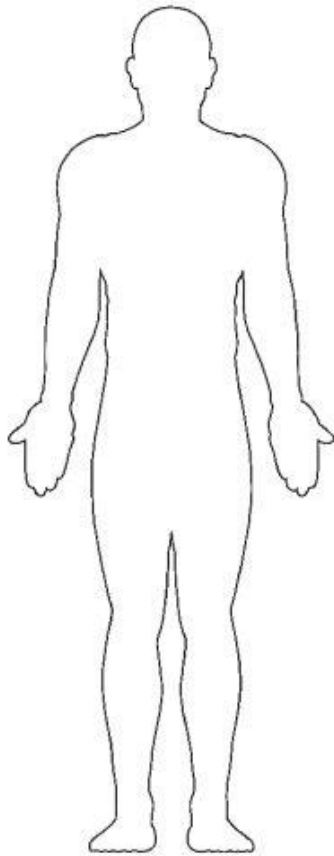
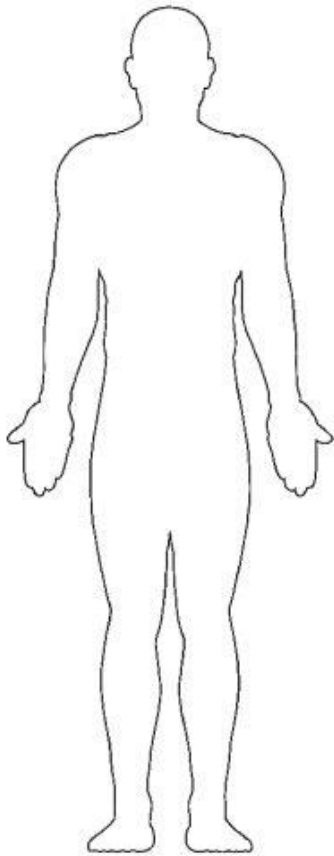
DESIGN

MAGIC

Design an Outfit

Design an Outfit

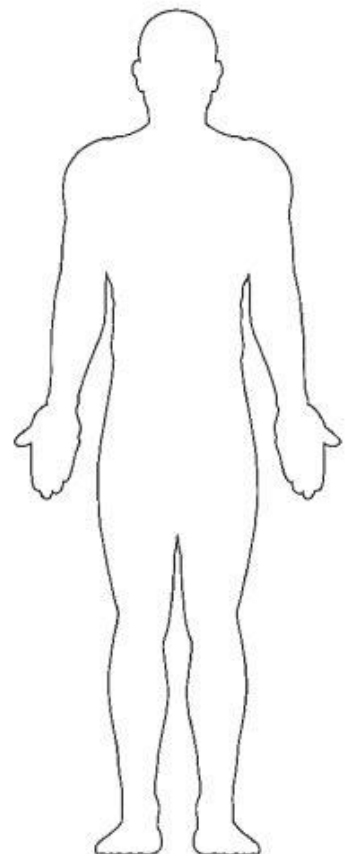
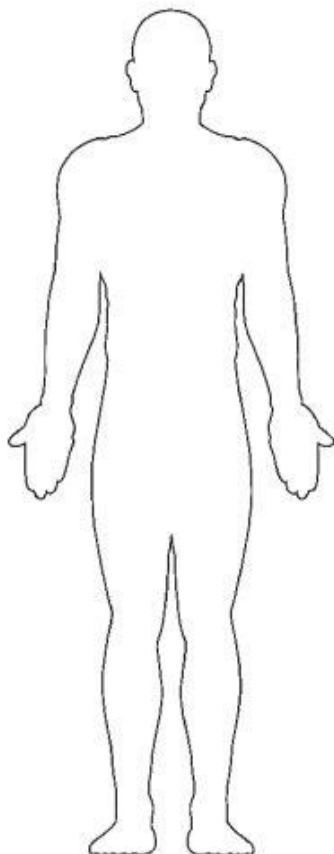
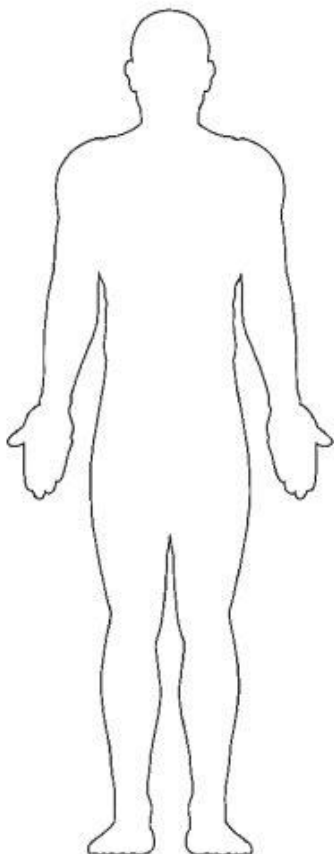
Design an Outfit



Design an Outfit

Design an Outfit

Design an Outfit



Design an Outfit

